These are extracts from April 2015's Children's Services Briefing. Full versions of the slides are available for subscribers by emailing colinhorswell@cordisbright.co.uk. Please contact Colin if you would like to receive further information about subscribing.

Cordis Bright Children's Services Briefing

April 2015 – summary

CordisBright Consulting

Agenda

- News update
- Results of the Viewfinder 2015
- Ofsted inspection of children's homes
- Financial performance of the children's not-for-profit sector
- Manifesto commitments affecting children's services

#briefing

News update

CordisBright
Consulting

Funding update

- Applications now closed
- 300 expressions of interest (EOIs)
- 70 applicants supported to develop proposals for funding
- 33 projects funded so far…
- Total funded = £69.48m

Type of project	Number
Rethinking children's social work	9
Rethinking support for adolescents	15
Other priorities	9

Scaling up/rolling out or new projects?

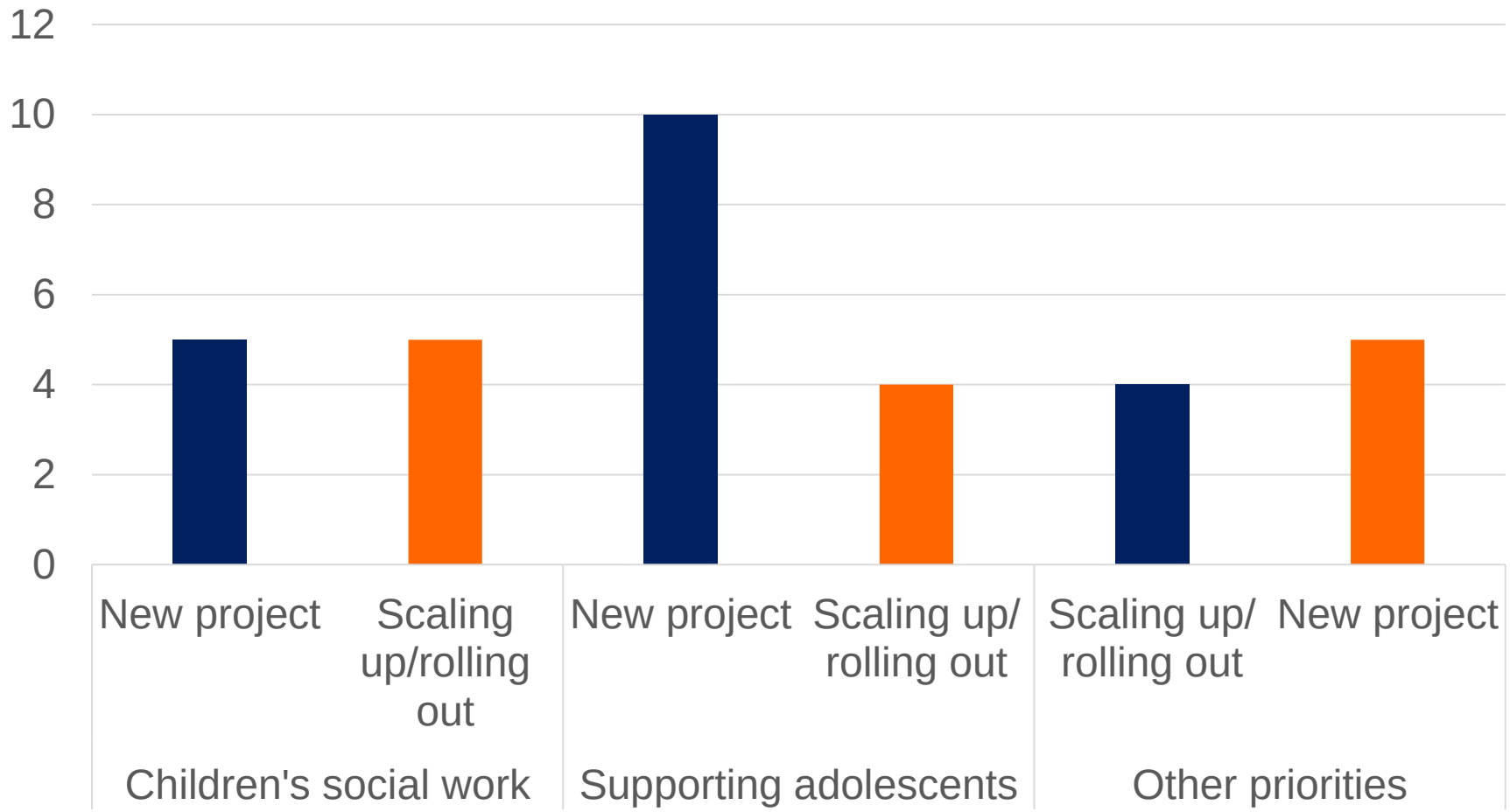

Special Free Schools Dashboard 1

Free schools that are currently open

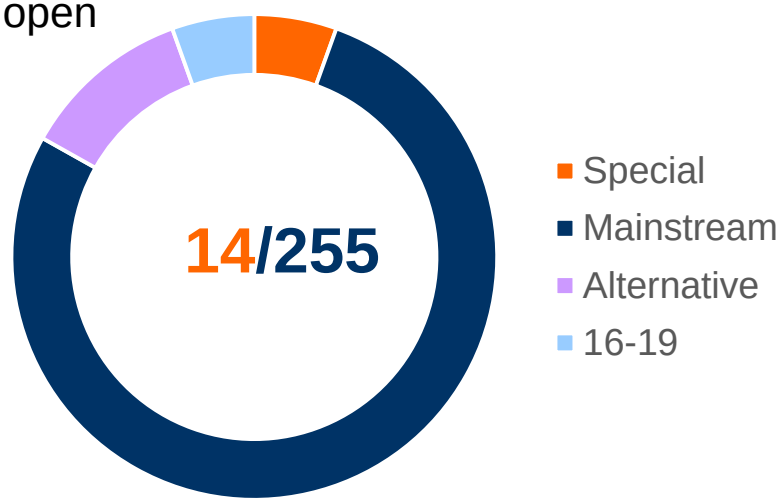

Free schools that are opening in September 2015 or later

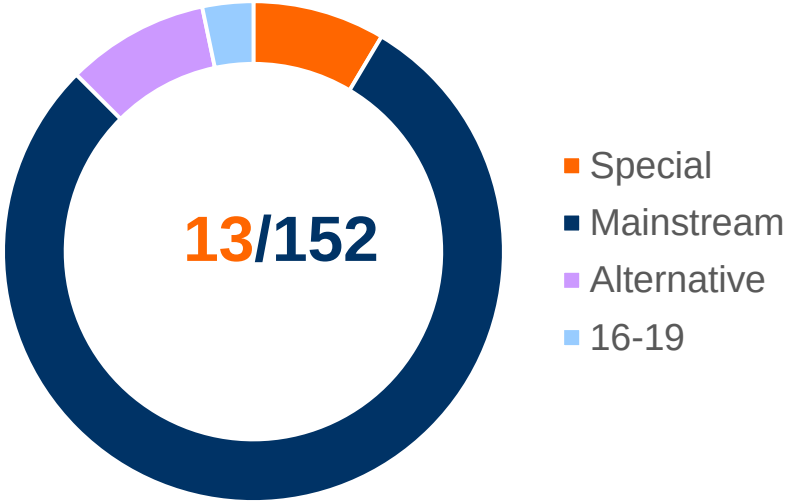

#briefing

Cordis Viewfinder 2015: children's services providers

CordisBright
Consulting

Fee levels

	2014	2015	Change from 2014
Commissioners freezing fee rates (i.e. 0% uplift)	**79%**	**82%**	**3%**
Commissioners asking for a fee rate reduction of between 10% and 20%	**53%**	**68%**	**16%**
Commissioners asking for a fee rate reduction of between 5% and 10%	**47%**	**64%**	**16%**
Commissioners asking for a fee rate reduction of between 0% and 5%	**53%**	**50%**	**-3%**
Commissioners asking for a fee rate reduction of more than 20%	**42%**	**36%**	**-6%**
Commissioners increasing fee rates in line with inflation	**11%**	**14%**	**3%**
Commissioners increasing fee rates above inflation	**5%**	**0%**	**-5%**

Dealing with the funding environment

	What you planned to do	What you did	What you plan to do next
Close down services which operate at a deficit	95%	55%	78%
Re-structure to delete posts and make your organisation more efficient	90%	82%	83%
Make staff redundant as a means of saving money	84%	55%	74%
Exit contracts which are not providing sufficient margin	84%	45%	82%
Invest in technology specifically to allow you to reduce your number of employees	79%	27%	57%
Reduce the level of service provided whilst maintaining the same price	50%	32%	55%

Confidence in the future

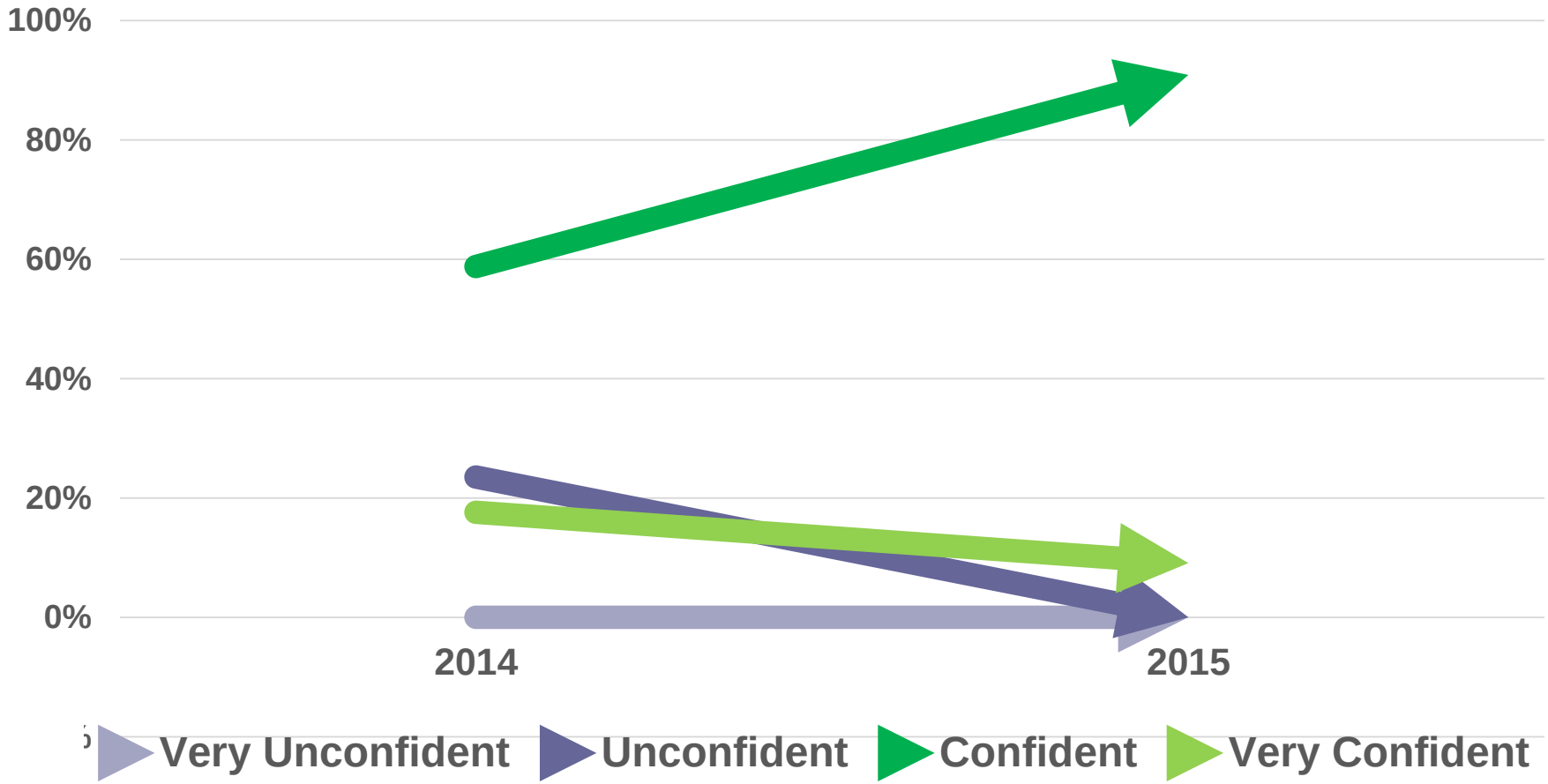

Some conclusions

- It does look as if there is a build up of the impact of austerity
- This appears to be beginning to affect key strategic relationships – mainly with regulators at this stage
- Greater contract churn and less resources will take its toll on organisations' planning for the future
- May require greater business development and retention efforts as churn increases

#briefing

Children's homes – inspection update

CordisBright Consulting

New inspection framework

- Implemented from 1 April 2015
- Commonly agreed to be a ‘tougher’ regime
- Main features:
  - Automatic ‘inadequate’ rating if care homes are not protecting children properly
  - New focus on effectiveness of management
  - Children’s experiences and journeys will be central to how homes are rated
  - Re-badging of judgements: ‘adequate’ is replaced by ‘requires improvement’
  - A more flexible approach to re-inspection of inadequate homes
- Judgements will be made on:
  - The overall experiences and progress of children and young people living in the home
  - How well children and young people are helped and protected
  - The impact and effectiveness of leaders and managers

Inspection judgements for ‘overall effectiveness’: 2012, 2013 vs 2014

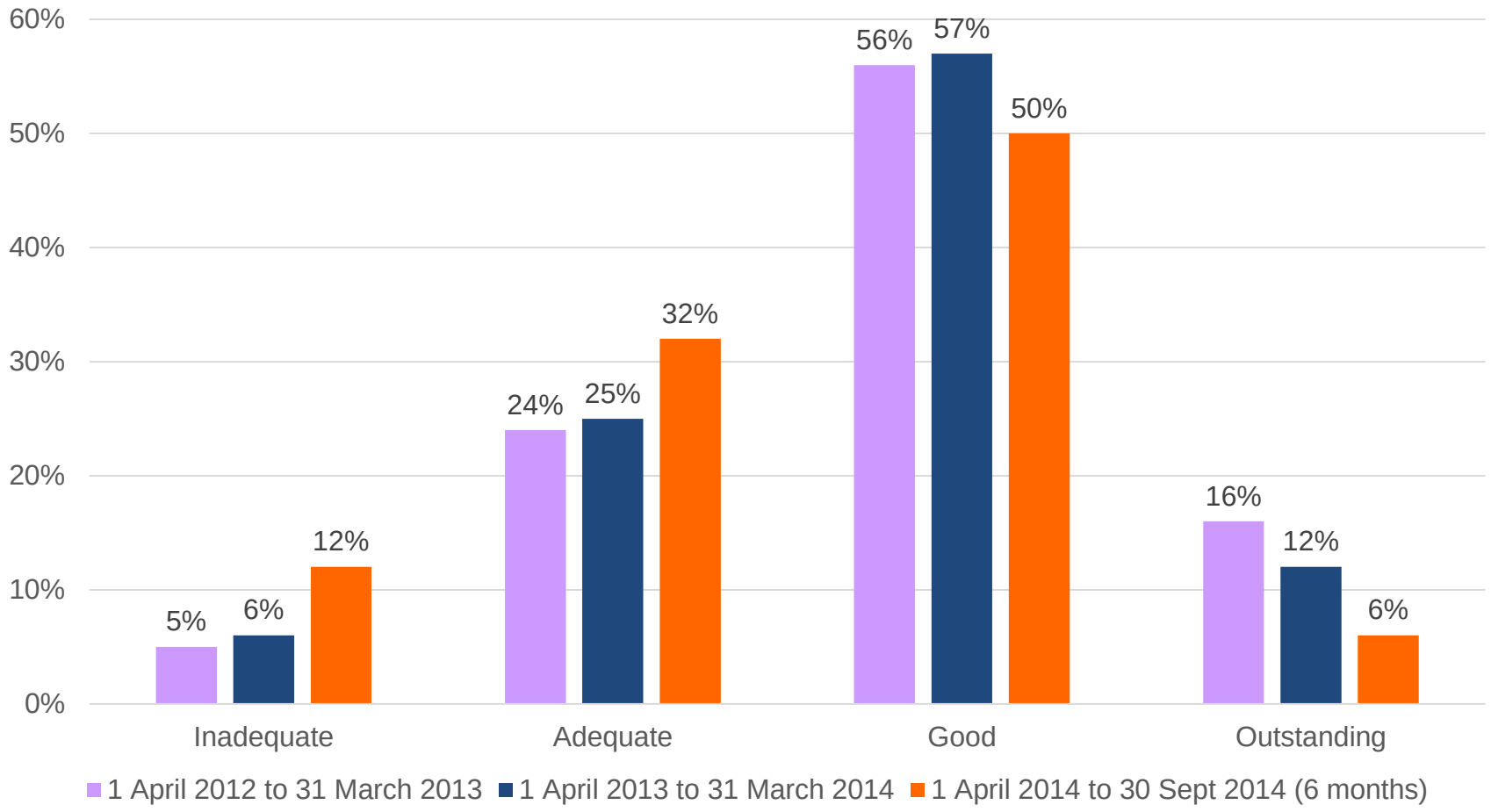

Local authority run homes compared to private and voluntary run homes (2014)

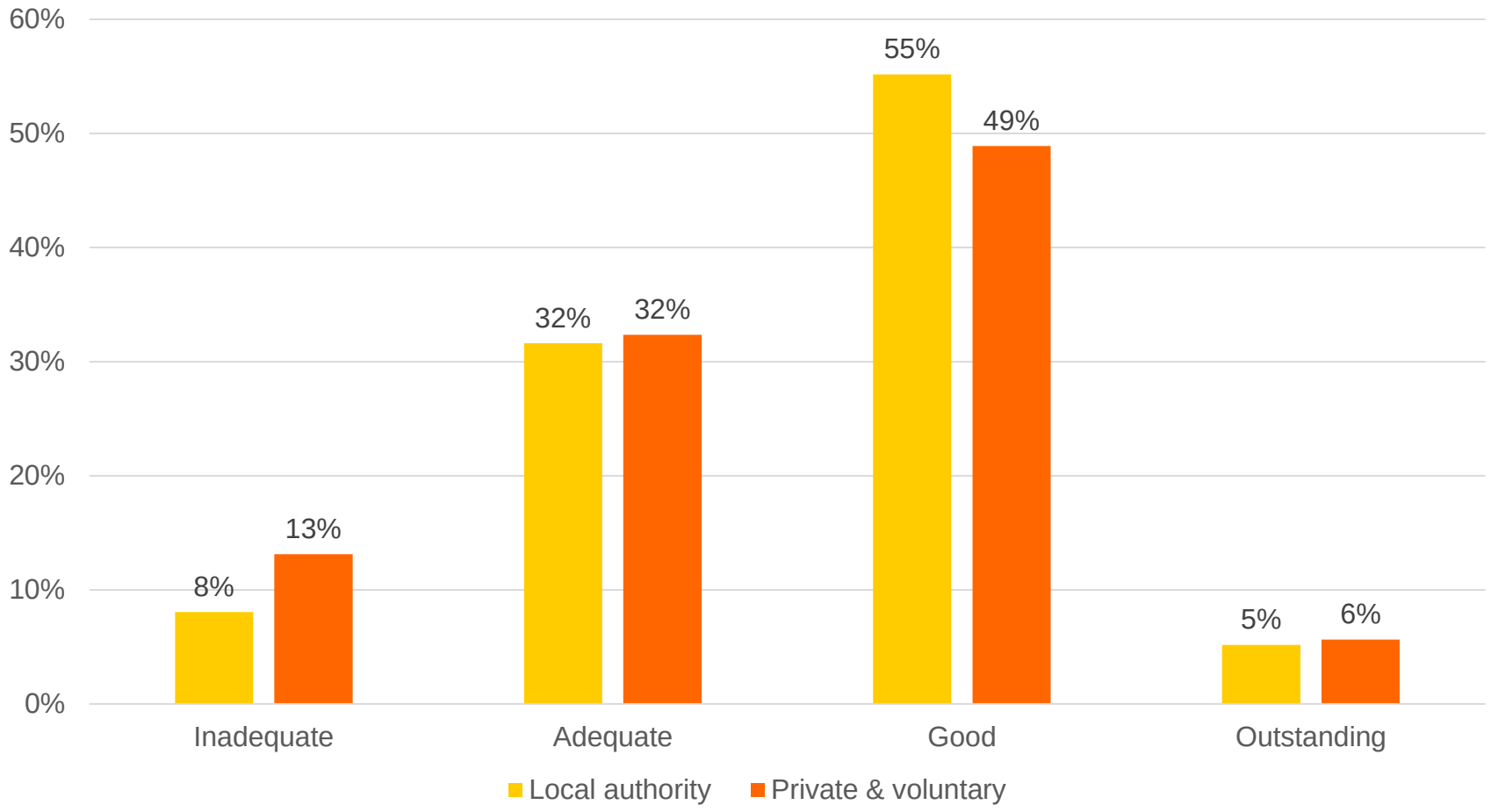

#briefing

Profiling the children's not-for-profit sector

CordisBright Consulting

Surpluses

- Looked at trends over three years
- Classified organisations as either:
  - Struggling financially: deficits, or very low surpluses (in the region of 1%)
  - Doing OK: surpluses of between 2% and 5%
  - Outperforming: surpluses of more than 5%

	Struggling	OK	Outperforming
2012	42	21	26
2013	46	20	23
2014	49	16	24

Growth

- Categories used:
  - Stagnation/shrinking: below inflation-growth or shrinking
  - Doing OK: slow continuous growth of around 3% - 5%
  - Growing rapidly: steady growth of more than 5% per year

	Stagnating/ shrinking	OK	Growing rapidly
2012	44	15	30
2013	44	9	36
2014	34	13	42

Conclusions

- Quite a volatile sector with lots of movement in/out of the danger zones
- Overall financial health seems to be polarising
- Greater fragility around youth, youth offending and perhaps aspects of social care
- Greater resilience if you have more of a portfolio approach
- Small local organisations can be as successful as large national ones

#briefing

2015 General Election Manifestos

CordisBright Consulting

hospital
guarantee
communities
child
programme
increase
role
mental
older
introduce
improve
live
authorities
national
Government
system
health
access
review
next
teachers
services
schools
families
sure
quality
years
crime
want
time
homes
work
need
provide
social
policing
workers
make
part
two
more
support
parents
children
Britain
right
early
help
first
age
many
end
care
people
state
needs
take
pay
cap
high
new
every
police
powers
keep
NHS
all
local
public
life
together
rather
Tax
under
over
create
home
education
ensure
disabled
housing
skills
school
young
working
society
security
standards
give
including
put
abuse
able
violence
building
protect
secure
investment
being
country

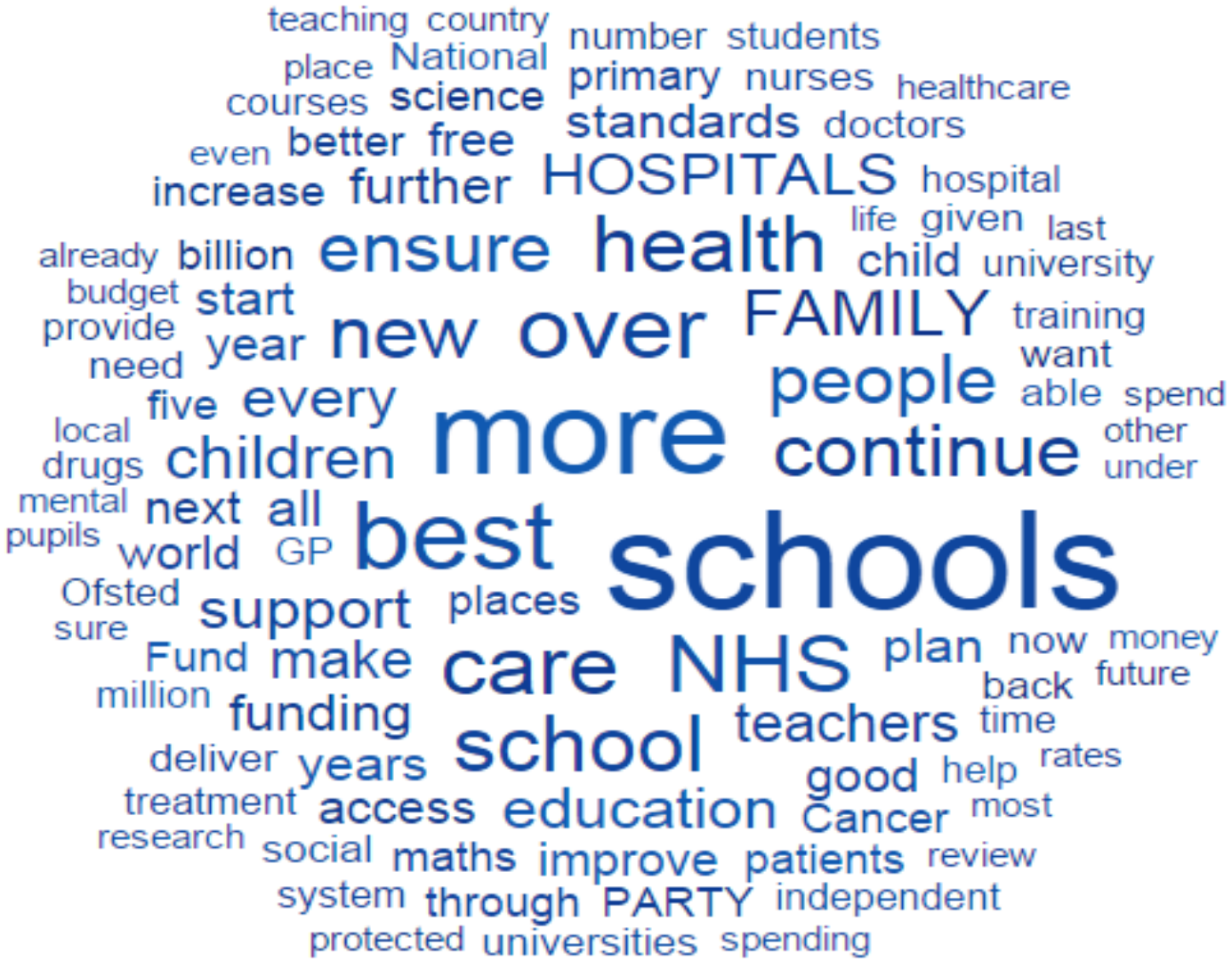
teaching country
number students
National
place
primary nurses healthcare
courses science
standards doctors
even better free
HOSPITALS hospital
increase further
life given last
ensure health
already billion
child university
budget start
FAMILY training
provide
year new over
want
need
people
able spend
five every
other
local
more
continue
drugs children
under
mental
next all
pupils
best schools
world GP
Ofsted
support places
sure
plan now money
Fund make care NHS
future
back
million
funding
teachers time
school
deliver years
good help rates
treatment access education Cancer most
research social maths improve patients review
system through PARTY independent
protected universities spending

healthier
Qualified
wellbeing
including
helping
society
Manifesto
provide
Authorities
government
community
free
mental
help
parents
world
encourage
every
improve
children
funding
teaching
between
social
clear
number
make
years
work
Liberal
Introduce
curriculum
higher
more
care
services
university
first
young
needs
public
start
cost
staff
education
all
health
set
problems
child
life
early
tax
good
year
learning
waiting
home
most
new
people
NHS
like
better
many
childcare
end
teachers
working
best
raise
billion
carers
local
schools
ensure
quality
conditions
sector
access
need
Continue
time
improving
support
increase
Democrat
promote
status
National
school
standards
want
skills
making
Protecting
Democrats
system
develop
Building

CordisBright Limited

23/24 Smithfield Street, London EC1A 9LF

Telephone 020 7330 9170
Email info@cordisbright.co.uk
Internet www.cordisbright.co.uk